



Floristry Training

With Award Winning Designer Heather Congreve NDSF FloFP



Level 3

FLORISTRY CORRESPONDENCE COURSE

Established in 2000 Floristry Training offers a much needed opportunity for fast track training for people who find it difficult to fit any form of training into a hectic schedule.

Our Correspondence Course Level 3, covers step-by-step instruction from the construction, to the presentation of 7 floristry units.

Suitable for people who need to achieve recognised a standard of knowledge for commercial floristry, if carefully managed will flourish into a successful business.

Your final certificate of achievement will show professional development hours and carry a statement giving evidence and levels of competence achieved. which is already accepted with-in the industry.

The course is covered in your own environment, to be completed within 36 months of registering you will be monitored in a professional manner keeping in-line with an educational syllabus, and commercial competence, covering with an informative and pictorial step-by-step instructions.

Your final assessment, will take place at the studio, with a hands-on approach assessment, with commercial timing for all pieces of work to complete your correspondence course and receive your well earned full certificate.

When you visit the studio for your assessment you will have access to a comfortable air conditioned, relaxed and welcoming environment in our fully functional workroom, our cold room allows us to buy keenly, which enables us to offer a varied assortment of materials for your assessment.

After your final assessment you will be encouraged to take photographic evidence of your pieces of work using the photographic area, an ideal spot created for the evolvment of your portfolios.

This is important as customers need to see your own work and not glossy pictures, also showing evidence of your continued development in your floristry as your skills evolve and your personal presentation becomes more professional.



45 Lincolns Avenue, Gedney Hill, Spalding, Lincolnshire, PE12 0PQ
Contact tel:01406330427 or heathercongreve@btinternet.com
web site www.floristrytraining.com

Chrysal Gold Cup Winner 1995

On successfully completing the course, you will:

- Receive a “Floristry Training Correspondence Course” final certificate of achievement
- The knowledge to produce designs for Birthday’s, Weddings, Anniversaries, Sympathy, Get-well, New babies, Mothers Day and many more.
- You will be in demand from family and friends alike to create beautiful designs for them to give as gifts even after your first few units you will be able to create simple but distinctive work.

NB:

- Be very proud of your achievement. Frame your certificate and display for all to see.
- Always photocopy all your work before posting so you have a copy if lost in the post. (Royal Mail is a power of its own)

What you need to supply:

- All flowers and foliage for each piece of work
- Working tools, mechanics and sundries to complete each piece of work.
- A safe environment to work (In line with Health and safety regulations)

What the course includes:

- Welcome meeting held at the studio at an arranged time and date, suitable for both parties.
- How to prepare and present a portfolio of your work.
- Chance to familiarise your self with the course program.
- An opportunity to purchase any sundries to exclude pp at your welcome meeting.
- All distance learning correspondence papers for each unit purchased.
- File to hold all unit assignments as completed.
- Written introduction to each piece of work.
- List of required of materials and alternatives for each piece of work, Method of instruction, including some pictorial information.
- Principles of design for each piece of work.
- Working information for health and safety requirements.
- Marking criteria.
- Candidates presentation sheets (This is where the photographic evidences will be added and all documentation for return of each unit ready for witness statements)
- Personal outcome (Candidates own work appraisal for each piece of work)
- Job sheet.
- Trainers witness statement of achievement.
- Guaranteed marking and return papers within two weeks of receiving in the post.
- Heather’s (assessor) final practical assessment of each commercial piece of work completed in the studio (if purchased)
- Full invoices to claim tax allowance.

Available if pre-ordered:

- Protective apron
- Secateurs
- Scissors
- Knife
- Note book
- Society of Floristry Handbook
- Flower Council of Holland Flower spot indent book.
- Workbox and some tools.
- Each practical sundry item will be available separately or as collective level of a one off price.

The course has been broken down into single units for a choice of payment plans:

- The Welcome meeting: You have the option to meet at the studio to sign up to your package to include an introduction to your course. Alternatively, simply arrange a time and date and I will travel to your address.
- Units 1-7 purchased single units: £100.00 each unit

2-day final assessment inclusive of all requirements to complete all levels for the final assessment: £300.00

One off payment to cover 1-7 units+ 2 days at the studio, £1,000 giving a 10% discount.= £900 Total

Included in the 2 days of final assessments at the studio:

- A relaxed and welcoming Air Conditioned Studio. .
- 6 hrs in-house hands for final assessment and any update training required to complete.
- Refreshments served through-out the day.
- Sundries suitable for each subject assessed.
- All flowers materials and foliages.
- Note pad / pen.
- Protective garments supplied.
- Scissors, secateurs, and knives all supplied.
- A certificate showing achievement and professional development hours.
- After care telephone contact as a lifeline to help with any technical or general advice.
- The use of a digital camera. (Taking home a DVD copy of your work.)

Good luck for the future what ever you decide

If you require any information please contact me on **01406 330427** Email: heathercongreve@btinternet.com



Meet the team

My name is Heather Congreve; I am the floristry design trainer for Floristry Training Studio. I have been a teacher / trainer since 1986 when I gained my Intermediate and Diploma qualifications from The Society of Floristry; I attended The Isle of Ely College of Agriculture and Horticulture in 1970-71, followed by my teaching qualifications in 1990, giving me over 30 years of experience, of working and teaching within the floristry industry. I have worked with many different master designers during that time, from Germany, Holland, Belgium and France to names a few. With the

knowledge I have gained in my educational journey, I can offer a wealth of information to you within all the subjects taught at the Floristry Training Studio. I have worked along side BTEC NVQ and NCF guidelines for many years in mainstream further education so I am able to offer expert advice to help challenge and develop your floristry skills. I am also an examiner for The Society of Floristry and hold a Certificate in Education and TDLB assessment requirements for NVQ training programs.

I am a past winner of The Chrysal Elite Gold Cup "Florist of the Year"

Does the industry need us?

Yes! Floristry Training Studio is a very important part of the future in the commercial industry. We are able to offer our clients design techniques that may not be covered in a general college courses. All our work taught in line with recognized design principles, which meet Health and Safety requirements when working towards commercial standards with style and trends included. Our clients are gaining knowledge when they want to achieve their personal goals. Keeping our industry up and flourishing for tomorrows Kite marking standards.



About the course:

- During the course you will be asked to produce some practical items in Fresh, Silk or Dried flower designs
- Showing evidence of seasons and special trading occasions.
- You will be requested to create your own information file on cut flowers searching from books, using photographic evidence and drawing or copied from the web. You will be asked to include time of year (availability), colours, life span, size they are available for sale, temperature they should be stored, special conditions, plus any relevant information.
- Special trading days, the type of materials required.
- You need no previous experience; but you should be of adult age to complete the course.
- The candidate will need to have access to a camera for photographic evidence to be returned with each item created, attached to each exercise of work.

Question and answers

Q: Can I purchase my training as I go?

A: Yes, the correspondence course is aimed at candidates that for one reason or another only want to buy single units.

Q: Will these units be certificated?

A: No, they will have a witness standard review attached as they are marked, when they are returned, which can be used at a registered college course, towards part of your final assessment. Or you will have the knowledge that you successfully achieved the said items.

Q: Why have I only got 36 months to complete?

A: There is no time span to cover the course, complete at your own relaxed pace, but if you want your final assessment to be viewed as current by the commercial trade then this time span is in line with all educational certificates.

Q: Do I have to take my final assessments at the studio?

A: Yes we have all the amenities at the studio and can accommodate many personal requirements, however we can on occasions travel to your site, but this would be discussed at the time with reference to additional costs etc.

Q: Do I have to take the final assessment?

A: No you only go as far as you would like to, however if you do not complete your final assessment then you will not receive a full certificate.

Q: What is my certificate worth to the high street customer?

A: Your in-house Floristry Training Correspondence certificate you will receive after attendance of your final course at the studio is recognised with-in the industry by Commercial Designers, High Street Florists, Educational Establishments and Relay Organisations.

Q: If I find that once started the correspondence course I feel too isolated to continue at home can I arrange to visit the studio?

A: Yes we will be available for appointments and extra onsite training if this is required. You also have the option to book yourself in to the studio as a one-2-one delegate to cover the course, followed by 2 days non-compulsory assessment course if you would like to complete.

Q: What if I am not able to understand the method of construction as written down in the course files?

A: You should first telephone to ask for the required information, If there is no answer to your call, It may mean that I am already teaching in the studio, then please leave your name and telephone number repeating the number clearly, I will return your call that day during the hours of 4.30pm and 6pm at the end of each trading day. When I will discuss any questions and given in-depth detailed advise.

Q: Do I have to buy a lot of tools to work this course and what about a workbox?

A: No, all your tools are available to buy from the studio if you do not have other access to buy for a wholesaler.

Q: Where can I buy all the sundries?

A: From Floristry training Studio, single items or as a complete one off package. Alternatively from a wholesale supplier the high street or on the web.

Q: Do you have set dates for the welcoming meeting and practical assessment.

A: The welcome meetings are arranged for a convenient time and date for both diaries.

The final assessment dates will be One-2-One at the studio again at a convenient date starting at 9.00am for both diaries.

Floristry Training Correspondence course
Please fill in a study at home enrolment form and post back to:
Heather Congreve, Floristry Training Studio,
45 Lincolns Avenue, Gedney Hill, Spalding, Lincolnshire, PE12 0PQ
Tel/ Fax 01406330427
Alternatively, enrol at www.floristrytraining.co.uk

Candidates Names: _____

Nationality: _____ Date of Birth: _____

Address: _____

Town: _____ County: _____

Postcode: _____ Tel: _____

Fax: _____ Mobile: _____

Email address if any: _____

Do you hold any floristry qualifications? _____

Do you have floristry experience if yes list? _____

Are you a registered disabled person please list? _____

Do you suffer from any physical or mental disability? _____

Are you able to use a maximum of four steps? _____

Are you able to comfortably sit on a stool at a high workbench for the duration of your final assessment? _____

Have you ever suffered from any arm /hand or shoulder injuries? Alternatively, work related upper limb disorder. (I.e. RSI)

If yes, give details. _____

Do you wear spectacles or contact lenses? _____

Do you have any Dietary requirements for your meals during your stay for your final assessment? _____

Is your hearing-impaired. Do you need any special requirements? _____

How did you find us? _____

Are you staying in accommodation during your visit? If yes were? _____

If you do not have room to write all the relative information to the questions above, Please add to the bottom of this form.

If you feel that you have other information that the Floristry Training Studio may require before your arrival of your final assessments then please fax ,email or post to arrive prior to your attendance so we are able to accommodate any special requests on your part.

If you have an accident while at "The Floristry Training Studio" and have not truthfully given relevant information to Heather Congreve of: "The Floristry Training Studio" then Heather Congreve and "The Floristry Training Studio" are not liable for any monetary claims made against them.






I enclose a cheque for £ _____ made payable to: Heather Congreve.


Signature: _____ Date: _____

www
floristrytraining
.co.uk

Floristry Training Studio Level 3 in floristry

Content list for units in Level 3

<p>Sympathy</p> <p>Unit 1 Within this unit, you will be required to prepare construct and present 3 of the following 5 items to achieve the unit.</p>	<ol style="list-style-type: none"> 1. Small coffins spray 2. Textured Wreath 3. Letters 4. 3D funeral design 5. Designer board 	
<p>Arrangements</p> <p>Unit 2</p>	<ol style="list-style-type: none"> 1. Top table arrangement for a wedding 2. Simple pedestal 3. Church window 4. Parallel 	
<p>Accessory floristry</p> <p>Unit 3</p>	<ol style="list-style-type: none"> 1. Circlet headdress 2. Cake flowers 3. Shoulder corsage 4. Wrist corsage 	
<p>Bridal on foam</p> <p>Unit 4</p>	<ol style="list-style-type: none"> 1. Contemporary bridal posy 2. Simple bridal shower 3. Semi crescent 	
<p>Hand tied</p> <p>Unit 5</p>	<ol style="list-style-type: none"> 1. Over the arm presentation 2. Bridal sheaf 3. Linear 	

<p>Bridal wired</p> <p>Unit 6</p>	<ol style="list-style-type: none"> 1. Posy 2. Novelty (Free Choice) 3. Limited flower bridal bouquet (Advanced) 4. Victorian posy 	
<p>Theory</p> <p>Unit 7</p>	<ol style="list-style-type: none"> 1. Opening a business! The advantages and disadvantages, of starting out in business 2. Buying and rotating your stock, Overheads and turnover in business, 3. Choosing a name! Why / what is good and bad/ Portals. 4. Corporate customers 5. Relay organisations. Investigation 6. Health and safety at Work 	